



# CITY OF HIGHLAND

## PUBLIC WORKS SUBCOMMITTEE AGENDA

**Special Meeting**  
**April 8, 2025 at 4:00 PM**  
**City Hall Upright Conference Room**  
**27215 Base Line, Highland CA 92346**

### SUBCOMMITTEE MEMBERS

Larry McCallon, Member  
District 5

John P. Timmer, Member  
District 4

### STAFF

Carlos Zamano, City Manager  
Lawrence Mainez, Community Development Director  
Leticia Nava-Cruz, Director of Administrative Services/City Treasurer  
Lissette Nock, Deputy City Clerk  
Michelle Gomez, Assistant Director of Administrative Services  
Octavio Duran Jr., Public Works Director/City Engineer

### MISSION STATEMENT

*Highland is dedicated to the betterment of the individual, the family, the neighborhood and the community. The City Council and the staff of Highland are dedicated to providing the quality of public facilities and services that its citizens are willing to fund and will do so as efficiently as possible.*

In compliance with the Americans with Disabilities Act (ADA), if you need special assistance, please contact the City Clerk's office at (909) 864-6861, ext. 226, at least 72 hours prior to the meeting for any requests for reasonable accommodations, including interpreters.

Any disclosable public records related to an open session item provided to the majority of the Subcommittee after posting of this agenda are available for public inspection at Highland City Hall, 27215 Base Line, Highland, during normal business hours and available online at [www.cityofhighland.org](http://www.cityofhighland.org).

**PUBLIC WORKS SUBCOMMITTEE**  
**April 8, 2025 - 4:00 p.m.**

**CALL TO ORDER**

**PUBLIC COMMENT**

Submission of Public Comments for ITEMS ON THIS AGENDA ONLY: For those wishing to make public comments by email, please submit your comments by 3:00 p.m. on April 8, 2025, to [publiccomment@cityofhighland.org](mailto:publiccomment@cityofhighland.org). If you are submitting a public comment pertaining to an item on the April 8, 2025 agenda, please identify the agenda item number in the subject line. Members of the public will be permitted to make public comments in person.

**BUSINESS ITEMS**

1. Minutes - October 30, 2024 Meeting  
RECOMMENDATION: Approve the Minutes as submitted.
2. Consideration of Adjustment in Residential and Commercial Refuse Collection Rates  
RECOMMENDATION: That the Subcommittee recommend establishing rates for residential and commercial/industrial refuse collection commencing on July 1, 2025.
3. Update on Storm Monitoring and Response  
RECOMMENDATION: That the Subcommittee receive and provide input on Storm Response efforts.

**ADJOURN**


I, Lissette Nock, Deputy City Clerk, of the City of Highland, California, certify that I caused to be posted this Agenda on or before the 3rd day of April, 2025, by 5:30 p.m. on our website at [www.cityofhighland.org](http://www.cityofhighland.org) and in the following designated areas:

Highland Branch Library  
7863 Central Avenue

Fire Station No. 1  
26974 Base Line

City Hall  
27215 Base Line

Date: April 3, 2025

  
\_\_\_\_\_  
Lissette Nock  
Deputy City Clerk



Business Item No.  
1

# STAFF REPORT

## TO THE PUBLIC WORKS SUBCOMMITTEE

**DATE:** April 8, 2025  
**FROM:** Lissette Nock, Deputy City Clerk  
**SUBJECT:** Minutes - October 30, 2024 Meeting  
**RECOMMENDATION:** Approve the minutes as submitted.

**CALL TO ORDER**

The Public Works Subcommittee special meeting was called to order at 10:00 a.m. in the Upright Conference Room, 27215 Base Line, Highland, California.

**ROLL CALL**

Present:     McCallon, Timmer  
Absent:     None

**PUBLIC COMMENT**

Scott Howes thanked the City of Highland for the efforts on the Line Fire.

**BUSINESS ITEMS**

1.     Minutes - June 19, 2024 Meeting  
      Approved the Minutes as submitted.
  
2.     Update on Line Fire Response  
      The Subcommittee received and provided input on the Line Fire response efforts.

**ADJOURN**

There being no further business, the meeting was adjourned at 11:18 a.m.

Submitted by:

Approved by:

\_\_\_\_\_  
Lissette Nock, Deputy City Clerk


\_\_\_\_\_  
Subcommittee Member




# STAFF REPORT

## TO THE PUBLIC WORKS SUBCOMMITTEE

**DATE:** April 8, 2025

**FROM:** Octavio Duran, Public Works Director/City Engineer 

**PREPARED BY:** Melissa Morgan, Public Services Manager 

**SUBJECT:** Consideration of the Adjustment in the Residential and Commercial Refuse Collection Rates

*(SB 1439 Campaign Contributions and Conflicts of Interest - Government Code Section 84308 is applicable)*

**RECOMMENDATION:** Recommend establishing rates for residential and commercial/industrial refuse collection commencing on July 1, 2025

**FISCAL IMPACT:** There would not be a negative fiscal impact to the City regarding the proposed request for increase. The City would realize a minimal increase in the franchise fee paid to the City. A Survey of the various rates and franchise fees of surrounding cities was prepared and is attached to this Staff Report as Attachment Number "1".

**PUBLIC NOTICE:** The agenda for this item was posted at the three locations per Resolution No. 2011-047 and on the City's website.

**BACKGROUND:** The current Solid Waste Franchise Agreement requires that, "The information necessary to determine the annual rate adjustments set forth in this Exhibit A shall be submitted to the City by Grantee on or before March 1 of each year". On February 28, 2025, City Staff received a timely request for a rate adjustment from Burrtec. Burrtec's proposal for rate increases for residential and commercial/industrial rates include a cost-of-living adjustment and an adjustment in recycling/composting processing fees. The rate calculation sheets are attached hereto as Attachment Number "2".

### CPI

The solid waste franchise agreement directs Burrtec to calculate the Consumer Price Index (CPI) increase on the Riverside/San Bernardino/Ontario Index. The index calculated a 2.61% increase.

### **Residential Rates**

The proposed rates include a \$0.46 (2.61%) CPI increase for the Operator Fee. The disposal costs include an overall increase of \$0.30 per month. This increase is due to increases in recycling and organics processing fees. There is a correlated \$0.08 increase in the Franchise Fee, an increase of \$0.02 in the Household Hazardous Waste Fee and an increase of \$0.03 in the Pavement Management fee. The proposed rate adjustment will result in a \$0.89/month increase for basic Residential Service for a total rate of \$34.84/month. This represents a 2.62% increase from the existing \$33.95 rate. The Senior Rate will increase \$0.71/month for a total rate of \$27.87/month. This represents an increase of 2.61% from the existing rate of \$27.16.

### **Commercial Rates**

The proposed rates include a \$4.16 (2.61%) CPI increase for the Operator Fee. There is a \$0.03 per yard increase in the street sweeping component. There is no increase in the disposal cost for trash as the Waste Delivery Agreement landfill fee remains the same as the previous year. There is a \$0.09 per yard increase in processing for recycling. There is a correlated \$1.78 per yard increase in the Franchise Fee and an increase of \$0.22 per yard in the Household Hazardous Waste Fee. The proposal will increase the most common commercial rate, three-yard dumpster picked up once a week, from \$346.08 to \$372.18/month. This is an increase of 7.54%, \$26.10 per month.

### **Rate Survey**

As part of its analysis, Staff conducted a solid waste rate survey which included only those cities located in San Bernardino County and excluding cities in the high desert. The attached refuse rate survey includes basic Residential, Commercial and Franchise Fee rates (See Attachment Number "1"). The proposed rate for basic residential service (\$34.84) is approximately \$1.25/month lower than the average survey rate of \$36.09/month. The proposed rate for basic commercial refuse and recycling service (\$278.05) is approximately \$15.10/month higher than the average survey rate of \$262.95/month. Of importance though is that at the time of this survey many of the cities had not calculated their proposed new rate, so the comparison is based on the rates implemented last year.

The City's current total Franchise Fee is 14%, which includes a 10% general franchise fee, 1.25% Hazardous Materials component and a 2.75% pavement impact fee. The Survey demonstrates that Highland's franchise fee is lower than the median percentage of 15% and the average percentage of 14.88%.

# Attachment 1

**CITY OF HIGHLAND  
2025 SOLID WASTE RATE SURVEY**

**RESIDENTIAL RATES**

City	Basic Residential	Container Size			Hauler
		Trash	Recycle	Organics	
San Bernardino	\$26.42	auto 96 gal	auto 96 gal	auto 96 gal	Burrtec
Loma Linda	\$29.35	auto 96 gal	auto 96 gal	auto 96 gal	CR&R
Colton	\$32.44	auto 64 gal	auto 64 gal	auto 64 gal	CR&R
Rancho Cucamonga	\$33.44	auto 96 gal	auto 60 gal	auto 60 gal	Burrtec
<b>Highland (existing)</b>	<b>\$33.95</b>	<b>auto 95 gal</b>	<b>auto 95 gal</b>	<b>auto 95 gal</b>	<b>Burrtec</b>
Rialto	\$34.55	auto 60 gal	auto 60 gal	auto 40 gal	Burrtec
<b>Highland (proposed)</b>	<b>\$34.84</b>	<b>auto 95 gal</b>	<b>auto 95 gal</b>	<b>auto 95 gal</b>	<b>Burrtec</b>
Grand Terrace	\$35.58	auto 96 gal	auto 96 gal	auto 96 gal	Burrtec
Fontana	\$36.15	auto 95 gal	auto 65 gal	auto 65 gal	Burrtec
Upland	\$38.09	auto 95 gal	auto 95 gal	auto 95 gal	Burrtec
Montclair	\$38.71	auto 95 gal	auto 95 gal	auto 95 gal	Burrtec
Yucaipa	\$42.23	auto 65 gal	auto 90 gal	auto 60 gal	Burrtec
Ontario	\$43.81	auto 95 gal	auto 60 gal	manual	Burrtec
Redlands	\$44.44	auto 95 gal	auto 95 gal	auto 95 gal	City Hauler

Median Residential Rate: \$35.58  
Average Residential Rate: \$36.09

**COMMERCIAL RATES (Refuse & Recycling)**

City	3cuyd 1x week
Upland	\$199.98
San Bernardino	\$209.47
Fontana	\$233.28
Rialto	\$240.19
Rancho Cucamonga	\$249.47
Redlands	\$250.66
<b>Highland (existing)</b>	<b>\$266.50</b>
Montclair	\$273.18
<b>Highland (proposed)</b>	<b>\$278.05</b>
Yucaipa	\$296.91
Colton	\$300.81
Ontario	\$305.36
Grand Terrace	\$318.04

Average Commercial Rate: \$262.95  
Median Commercial Rate: \$266.50

**FRANCHISE FEES**

City	City %	Other Fee%	Total %
Montclair	10%	0%	10.00%
Chino	10%	0%	10.00%
Chino Hills	10%	2%	11.75%
<b>Highland</b>	<b>10%</b>	<b>4.00%</b>	<b>14.00%</b>
Rialto	10%	4.00%	14.00%
Fontana	12%	2%	14.00%
Grand Ter.	15%	0%	15.00%
Rch. Cuca.	15%	0.75%	15.75%
Loma Linda	15%	0.00%	15.00%
Upland	14%	4%	18.00%
Yucaipa	20%	0%	20.00%
San Bern.	20%	0%	20.00%
Colton	15%	6%	21.00%

Average Franchise Fee: 15.27%  
Median Franchise Fee: 15%

(Average and Median calculations are based on the proposed rate)

# **Attachment 2**





**EXHIBIT A  
CITY OF HIGHLAND  
2025 PROPOSED RATE INCREASE**

Service Type		Current 2024 Rate	Proposed 2025 Rate	Service Type	Current 2024 Rate	Proposed 2025 Rate
<b>MF Trash Service (includes recycling barrel)</b>						
Size	Freq					
1.5	1	\$181.33	\$181.01			
1.5	2	\$290.25	\$287.77			
1.5	3	\$387.76	\$382.78			
1.5	4	\$492.98	\$485.74			
1.5	5	\$598.26	\$588.72			
1.5	6	\$705.54	\$693.79			
1.5	7	\$809.39	\$795.30			
2	1	\$209.24	\$208.01			
2	2	\$342.83	\$338.37			
2	3	\$475.41	\$467.72			
2	4	\$606.78	\$595.81			
2	5	\$738.13	\$723.86			
2	6	\$871.82	\$854.34			
2	7	\$1,004.06	\$983.36			
3	1	\$266.50	\$263.40			
3	2	\$445.32	\$436.83			
3	3	\$622.95	\$609.05			
3	4	\$800.56	\$781.22			
3	5	\$978.11	\$953.34			
3	6	\$1,158.25	\$1,128.14			
3	7	\$1,336.48	\$1,300.95			
4	1	\$325.27	\$320.35			
4	2	\$563.31	\$551.20			
4	3	\$782.96	\$763.17			
4	4	\$1,102.13	\$1,077.25			
4	5	\$1,240.66	\$1,205.99			
4	6	\$1,468.19	\$1,426.04			
4	7	\$1,694.42	\$1,644.75			
6	1	\$415.22	\$405.95			
6	2	\$745.41	\$724.63			
6	3	\$1,075.55	\$1,043.27			
6	4	\$1,405.71	\$1,361.93			
6	5	\$1,735.84	\$1,680.55			
6	6	\$2,065.98	\$1,999.20			
6	7	\$2,396.12	\$2,317.84			
35Gal	1	\$42.85	\$43.08			
35Gal	2	\$65.87	\$65.80			
35Gal	3	\$88.61	\$88.24			
35Gal	4	\$111.34	\$110.68			
35Gal	5	\$134.04	\$133.08			
35Gal	6	\$157.35	\$156.11			
35Gal	7	\$180.21	\$178.67			
65Gal	1	\$52.19	\$51.74			
65Gal	2	\$84.42	\$83.00			
65Gal	3	\$116.42	\$114.03			
65Gal	4	\$148.36	\$145.00			
65Gal	5	\$180.32	\$175.98			
65Gal	6	\$212.85	\$207.54			
65Gal	7	\$244.95	\$238.66			

City of Highland  
Rate Components  
Residential Curbside & MF Service

Basic Service and Multiple Units (First Unit)	Gen'l Ref	Current 2023 Rate Eff. 7-1-23	Current 2024 Rate Eff. 7-1-24	Proposed 2025 Rate Eff. 7-1-25	\$ Change in Proposed 7/1/25 Rate H/(L) 2024	% Change in Proposed 7/1/25 Rate H/(L) 2024
Components						
Operator Fee	(1)	\$ 17.62	\$ 18.44	\$ 18.08		
Disposal:						
Refuse	(2)	\$ 4.53	\$ 4.46	\$ 4.19		
Correct 2022 WDA Disposal Rate		(0.28)				
Mixed Organics	(3)	4.67	5.07	4.93		
Recycling	(4)	1.91	2.14	2.01		
Total Disposal		\$ 10.83	\$ 11.67	\$ 11.13		
SB 1383 Admin Fee		\$ 0.75	\$ 0.75	\$ 0.75		
Franchise Fees	(5)	\$ 3.40	\$ 3.59	\$ 3.48		
HazMat Fees	(6)	0.42	0.44	0.44		
Pavement Impact Fees	(7)	0.93	0.99	0.96		
Subtotal Rate		\$ 33.95	\$ 35.88	\$ 34.84		
Rate Credit			\$ (1.93)			
<b>Total Rate</b>		<b>\$ 33.95</b>	<b>\$ 33.95</b>	<b>\$ 34.84</b>	<b>\$ 0.89</b>	<b>2.62%</b>
<b>Senior Rate (80% of Standard)</b>		<b>\$ 27.16</b>	<b>\$ 27.16</b>	<b>\$ 27.87</b>	<b>\$ 0.71</b>	<b>2.61%</b>

Footnotes:

(1) **CPI**  
Calendar Year for 2024

July-June		
2024	2023	2021-2022
2.61%	4.65%	6.54%

(2) **Refuse**  
lbs/house/week  
Disposal p/ton (WDA)

2025	2024	2023
45.94	48.90	49.72
\$ 42.07	\$ 42.07	\$ 42.07

(3) **Mixed Organics**  
lbs/house/week  
Disposal p/ton (Agua Mansa)

2025	2024	2023
24.41	26.13	24.79
\$ 93.15	\$ 89.57	\$ 86.96

(4) **Recycling**  
lbs/house/week  
Processing Fee p/ton

2025	2024	2023
13.19	13.82	14.20
\$ 70.50	\$ 71.56	\$ 62.22

(5) Calculated at 10.00% of total rate.

(6) Calculated at 1.25% of total rate.

(7) Calculated at 2.75% of total rate.

Multiple Units (Second Units)	Gen'l Ref	Current 2023 Rate Eff. 7-1-23	Current 2024 Rate Eff. 7-1-24	Proposed 2025 Rate Eff. 7-1-25	\$ Change in Proposed 7/1/25 Rate H/(L) 2024	% Change in Proposed 7/1/25 Rate H/(L) 2024
Components						
Operator Fee	(1)	\$ 17.26	\$ 18.06	\$ 17.71		
Disposal:						
Refuse	(2)	\$ 4.53	\$ 4.46	\$ 4.19		
Correct 2022 WDA Disposal Rate		(0.28)				
Mixed Organics	(3)	4.67	5.07	4.93		
Recycling	(4)	1.91	2.14	2.01		
Total Disposal		\$ 10.83	\$ 11.67	\$ 11.13		
SB 1383 Admin Fee		\$ 0.75	\$ 0.75	\$ 0.75		
Franchise Fees	(5)	\$ 3.35	\$ 3.54	\$ 3.44		
HazMat Fees	(6)	0.42	0.44	0.43		
Pavement Impact Fee	(7)	0.92	0.98	0.95		
Subtotal Rate		\$ 33.53	\$ 35.44	\$ 34.41		
Rate Credit			\$ (1.91)			
<b>Total Rate</b>		<b>\$ 33.53</b>	<b>\$ 33.53</b>	<b>\$ 34.41</b>	<b>\$ 0.88</b>	<b>2.62%</b>

City of Highland  
Rate Components  
Residential Refuse Bin Service (includes 1 recycling & 1 organics barrel)

		Current 2023 Rate Components-Effective 7/1/23										Current 2024 Rate Compon					
Bin Size	Freq	Service	Recycling & Organics Barrel Service	\$ 0.75	lbs/yrd 117.28	Streetsweep 4x/month	Recycling Processing Fee	Mixed Organics Processing Fee	10.00% Franchise Fee	1.25% HazMat Fee	Total Rate	Service CPI 4.65%	Recycling & Organics Barrel Service	\$ 0.75	lbs/yrd 124.98	Streetsweep 4x/month	Recycling Processing Fee
				Compliance Fee to Burrtec	\$ 42.07 Disposal	\$ 1.21 per yard								\$ 42.07 Disposal	\$ 1.27 per yard		
1.5	1	106.74	11.75	0.75	16.04	7.87	1.91	4.67	16.87	2.11	<b>\$168.71</b>	111.71	12.29	0.75	17.09	8.26	2.14
2	1	113.48	11.75	0.75	21.38	10.49	1.91	4.67	18.52	2.32	<b>\$185.27</b>	118.76	12.29	0.75	22.78	11.01	2.14

City of Highland  
 Rate Components  
 Residential Refus

ents-Effective 7/1/24

Bin Size	Freq	Mixed Organics Processing Fee	10.00% Franchise Fee	1.25% HazMat Fee	Subtotal Rate	Rate Credit	Total Rate
1.5	1	5.07	17.72	2.22	\$177.25	(8.54)	<b>\$168.71</b>
2	1	5.07	19.47	2.43	\$194.70	(9.43)	<b>\$185.27</b>

City of Highland  
 Rate Components  
 Residential Refus

Proposed 2025 Rate Components-Effective 7/1/25													
Bin Size	Freq	Service CPI 2.61%	Recycling & Organics Barrel Service 12.05	Compliance Fee to Burrtec		Streetsweep 4x/month \$ 1.30 per yard	Recycling Processing Fee 2.01	Mixed Organics Processing Fee 4.93	10.00% Franchise Fee 17.33	1.25% HazMat Fee 2.17	Total Rate	\$ Change in Proposed 7/1/25 Rate H/(L) 2024	% Change in Proposed 7/1/25 Rate H/(L) 2024
				\$ 0.75	lbs/yrd 118.12 \$ 42.07 Disposal								
1.5	1	109.53	12.05	0.75	16.15	8.45	2.01	4.93	17.33	2.17	<b>\$173.37</b>	\$4.66	2.76%
2	1	116.45	12.05	0.75	21.53	11.27	2.01	4.93	19.04	2.38	<b>\$190.41</b>	\$5.14	2.77%

Barrel Size	Freq	Current 2023 Rate Components-Effective 7/1/23 (stand alone)									Current 2024 Rate Components-Effective 7/1/24 (stand alone)										Proposed 2025 Rate Components-Effective 7/1/25 (stand alone)							\$ Change in Proposed 7/1/25 Rate H/(L) 2024	% Change in Proposed 7/1/25 Rate H/(L) 2024					
		Service CPI	Compliance Fee to Burrtec	lbs/wk	Correct 2022 WDA Disposal Rate	Recycling Rebate (1)	Streetsweep 4x/month	10.00% Franchise Fee	1.25% HazMat Fee	Total Rate	Service CPI	Compliance Fee to Burrtec	Fee per Yard	lbs/wk	Recycling Rebate (1)	Streetsweep 4x/month	10.00% Franchise Fee	1.25% HazMat Fee	Total Proposed Rate	Proposed \$ Rate Inc. 7/1/2024 H/(L) 7/1/2023	Proposed % Rate Inc. 7/1/2024 H/(L) 7/1/2023	Rate Credit	Total Rate	Service CPI	Compliance Fee to Burrtec	Fee per Yard	lbs/wk			Recycling Rebate (1)	Streetsweep 4x/month	10.00% Franchise Fee	1.25% HazMat Fee	Total Rate
				\$ 42.07 Disposal									\$ 0.38	\$ 42.07 Disposal												\$ 0.38	\$ 42.07 Disposal							
96g	1	29.16	0.78	7.93	(0.50)	1.91	5.14	5.00	0.63	50.05	30.52	0.78	7.93	2.14	5.38	5.27	0.66	\$ 52.68	\$ 2.63	5.25%	(2.63)	\$50.05	29.92	0.78	7.93	2.01	5.52	5.20	0.65	\$ 52.01	\$ 1.96	3.92%		
Extra Trash Barrel:		11.60		7.93				2.20	0.28	22.01	12.14		7.93			2.26	0.28	\$ 22.61	\$0.60	2.73%	(0.60)	\$22.01	11.90		7.93			2.23	0.28	\$ 22.34	\$0.33	1.50%		
Extra Recycling Barrel:		11.60		0.00		1.91		1.52	0.19	15.22	12.14		0.00	2.14		1.61	0.20	\$ 16.09	\$0.87	5.72%	(0.87)	\$15.22	11.90			2.01		1.56	0.20	\$ 15.67	\$0.45	2.96%		

(1) From Residential Basic Service rate

(1) From Residential Basic Service rate

(1) From Residential Basic Service rate

		Current 2023 Rate Components-Effective 7/1/23										Current 2024 Rate Components-Effective 7/1/24										Proposed 2025 Rate Components-Effective 7/1/25											
Bin Size	Freq	Correct										Correct										Proposed										\$ Change in Proposed 7/1/25 Rate H/(L) 2024	% Change in Proposed 7/1/25 Rate H/(L) 2024
		Service CPI 6.54%	Fee per Yard 0.38 Compliance Fee	Lbs/Yard 351.84 Disposal \$ 42.07	2022 WDA Disposal Rate \$ 40.75	Streetsweep 4x/month 1.21 per yard	Recover 2022 Rate 2.91 Per Yard Recycling	10.00% Franchise Fee	1.25% HazMat Fee	Total Rate	Service CPI 4.65%	Fee per Yard 0.38 Compliance Fee	Lbs/Yard 374.94 Disposal \$ 42.07	Streetsweep 4x/month 1.27 per yard	Catch up for 7/1/19 thru 6/1/20 \$ 3.46 Per Yard Recycling	10.00% Franchise Fee	1.25% HazMat Fee	Total Rate	Rate Credit	Total Rate	Service CPI 2.61%	Fee per Yard 0.38 Compliance Fee	Lbs/Yard 354.36 Disposal \$ 42.07	Streetsweep 4x/month 1.30 per yard	Recover 2022 Rate 3.70 Per Yard Recycling	10.00% Franchise Fee	1.25% HazMat Fee	Total Rate					
2	1	149.25	3.29	64.14	(3.46)	10.49	25.22	(0.36)	28.01	3.50	\$280.08	156.20	3.29	68.35	11.01	29.99	0.00	30.29	3.79	\$302.92	(22.84)	\$280.08	153.15	3.29	64.60	11.27	32.07	29.79	3.72	\$297.89	\$17.81	6.36%	
2	2	196.17	6.59	128.28	(6.92)	20.97	50.44	(2.54)	44.28	5.54	\$442.81	205.30	6.59	136.71	22.01	59.97	0.00	48.52	6.06	\$485.16	(42.35)	\$442.81	201.30	6.59	129.20	22.53	64.13	47.74	5.97	\$477.46	\$34.65	7.83%	
2	3	242.05	9.88	192.42	(10.37)	31.46	75.66	(4.79)	60.43	7.55	\$604.29	253.32	9.88	205.06	33.02	89.96	0.00	66.62	8.33	\$666.19	(61.90)	\$604.29	248.38	9.88	193.80	33.80	96.20	65.58	8.20	\$655.84	\$51.55	8.53%	
2	4	283.17	13.17	256.57	(13.83)	41.95	100.88	(7.10)	76.04	9.50	\$760.35	296.35	13.17	273.41	44.03	119.95	0.00	84.16	10.52	\$841.59	(81.24)	\$760.35	290.57	13.17	258.40	45.07	128.27	82.87	10.36	\$828.71	\$68.36	8.99%	
2	5	324.37	16.47	320.71	(17.29)	52.43	126.10	(9.41)	91.64	11.46	\$916.48	339.47	16.47	341.76	55.03	149.93	0.00	101.71	12.71	\$1,017.08	(100.60)	\$916.48	332.85	16.47	323.01	56.33	160.33	100.17	12.52	\$1,001.68	\$85.20	9.30%	
2	6	365.77	19.76	384.85	(20.75)	62.92	151.32	(11.74)	107.28	13.41	\$1,072.82	382.79	19.76	410.12	66.04	179.92	0.00	119.28	14.91	\$1,192.82	(120.00)	\$1,072.82	375.33	19.76	387.61	67.60	192.40	117.48	14.69	\$1,174.87	\$102.05	9.51%	
2	7	408.17	23.05	448.99	(24.21)	73.41	176.54	(14.03)	123.03	15.38	\$1,230.33	427.17	23.05	478.47	77.05	209.91	0.00	136.98	17.12	\$1,369.75	(139.42)	\$1,230.33	418.84	23.05	452.21	78.87	224.47	134.92	16.87	\$1,349.23	\$118.90	9.66%	
3	1	159.31	4.94	96.21	(5.19)	15.73	37.83	(1.68)	34.60	4.33	\$346.08	166.72	4.94	102.53	16.51	44.98	0.00	37.82	4.73	\$378.23	(32.15)	\$346.08	163.47	4.94	96.90	16.90	48.10	37.22	4.65	\$372.18	\$26.10	7.54%	
3	2	200.88	9.88	192.42	(10.37)	31.46	75.66	(5.54)	55.71	6.96	\$557.06	210.23	9.88	205.06	33.02	89.96	0.00	61.76	7.72	\$617.63	(60.57)	\$557.06	206.13	9.88	193.80	33.80	96.20	60.83	7.60	\$608.24	\$51.18	9.19%	
3	3	242.40	14.82	288.64	(15.56)	47.19	113.49	(9.38)	76.80	9.60	\$768.00	253.68	14.82	307.59	49.53	134.94	0.00	85.70	10.71	\$856.97	(88.97)	\$768.00	248.74	14.82	290.70	50.70	144.30	84.43	10.55	\$844.24	\$76.24	9.93%	
3	4	284.41	19.76	384.85	(20.75)	62.92	151.32	(13.23)	97.95	12.24	\$979.47	297.65	19.76	410.12	66.04	179.92	0.00	109.69	13.71	\$1,096.89	(117.42)	\$979.47	291.85	19.76	387.61	67.60	192.40	108.08	13.51	\$1,080.81	\$101.34	10.35%	
3	5	325.60	24.70	481.06	(25.94)	78.65	189.15	(17.08)	119.00	14.88	\$1,190.02	340.75	24.70	512.65	82.55	224.90	0.00	133.58	16.70	\$1,335.83	(145.81)	\$1,190.02	334.11	24.70	484.51	84.50	240.50	131.64	16.46	\$1,316.42	\$126.40	10.62%	
3	6	367.15	29.64	577.27	(31.12)	94.38	226.98	(20.92)	140.10	17.51	\$1,400.99	384.24	29.64	615.18	99.06	269.88	0.00	157.52	19.69	\$1,575.21	(174.22)	\$1,400.99	376.75	29.64	581.41	101.40	288.60	155.24	19.41	\$1,552.45	\$151.46	10.81%	
3	7	408.73	34.58	673.49	(36.31)	110.11	264.81	(24.77)	161.20	20.15	\$1,611.99	427.75	34.58	717.70	115.57	314.86	0.00	181.46	22.68	\$1,814.60	(202.61)	\$1,611.99	419.42	34.58	678.31	118.30	336.70	178.85	22.36	\$1,788.52	\$176.53	10.95%	
4	1	170.62	6.59	128.28	(6.92)	20.97	50.44	(3.01)	41.35	5.17	\$413.49	178.56	6.59	136.71	22.01	59.97	0.00	45.50	5.69	\$455.03	(41.54)	\$413.49	175.08	6.59	129.20	22.53	64.13	44.79	5.60	\$447.92	\$34.43	8.33%	
4	2	214.53	13.17	256.57	(13.83)	41.95	100.88	(8.36)	68.16	8.52	\$681.59	224.51	13.17	273.41	44.03	119.95	0.00	76.06	9.51	\$760.64	(79.05)	\$681.59	220.14	13.17	258.40	45.07	128.27	74.93	9.37	\$749.35	\$67.76	9.94%	
4	3	257.42	19.76	384.85	(20.75)	62.92	151.32	(13.73)	94.85	11.86	\$948.50	269.40	19.76	410.12	66.04	179.92	0.00	106.51	13.31	\$1,065.06	(116.56)	\$948.50	264.15	19.76	387.61	67.60	192.40	104.96	13.12	\$1,049.60	\$101.10	10.66%	
4	4	300.26	26.35	513.13	(27.66)	83.89	201.76	(19.08)	121.54	15.19	\$1,215.38	314.23	26.35	546.82	88.05	239.89	0.00	136.94	17.12	\$1,369.40	(154.02)	\$1,215.38	308.11	26.35	516.81	90.13	256.53	134.98	16.87	\$1,349.78	\$134.40	11.06%	
4	5	344.17	32.93	641.42	(34.58)	104.87	252.20	(24.43)	148.35	18.54	\$1,483.47	360.19	32.93	683.53	110.07	299.87	0.00	167.50	20.94	\$1,675.03	(191.56)	\$1,483.47	353.17	32.93	646.01	112.67	320.67	165.12	20.64	\$1,651.21	\$167.74	11.31%	
4	6	388.06	39.52	769.70	(41.50)	125.84	302.64	(29.75)	175.16	21.89	\$1,751.56	406.12	39.52	820.23	132.08	359.84	0.00	198.06	24.76	\$1,980.61	(229.05)	\$1,751.56	398.20	39.52	775.21	135.20	384.80	195.26	24.41	\$1,952.60	\$201.04	11.48%	
4	7	431.43	46.11	897.98	(48.41)	146.81	353.08	(35.10)	201.90	25.24	\$2,019.04	451.51	46.11	956.94	154.09	419.81	0.00	228.56	28.57	\$2,285.59	(266.55)	\$2,019.04	442.71	46.11	904.41	157.73	448.93	225.34	28.17	\$2,253.40	\$234.36	11.61%	

	Current 2023 Rate Components-Effective 7/1/23								Current 2024 Rate Components-Effective 7/1/24								Proposed 2025 Rate Components-Effective 7/1/25						\$ Change in Proposed 7/1/25 Rate H/(L) 2024	% Change in Proposed 7/1/25 Rate H/(L) 2024		
	Service CPI	Fee per Load \$4.95 Compliance Fee	\$ 42.07 Trash Disposal	Correct 2022 WDA Disposal Rate \$ 40.75	\$ 12.00 SBC CDSDP Fee	10.00% Franchise Fee	1.25% HazMat Fee	Total Rate	Service CPI	Fee per Load \$4.95 Compliance Fee	\$ 42.07 Trash Disposal	\$ 12.00 SBC CDSDP Fee	10.00% Franchise Fee	1.25% HazMat Fee	Total Rate	Rate Credit	Total Rate	Service CPI	Fee per Load \$4.95 Compliance Fee	\$ 42.07 Trash Disposal	\$ 12.00 SBC CDSDP Fee	10.00% Franchise Fee			1.25% HazMat Fee	Total Rate
T-Bins - 3 yd	69.92		37.86	(2.39)		11.88	1.48	\$118.75	73.17		37.86		12.51	1.56	\$125.10	(6.35)	\$118.75	71.75		37.86		12.35	1.54	\$123.50	\$4.75	4.00%
T-Bins - extra dump	25.47		37.86	(2.39)		6.86	0.86	\$68.66	26.66		37.86		7.27	0.91	\$72.70	(4.04)	\$68.66	26.14		37.86		7.21	0.90	\$72.11	\$3.45	5.02%
Trash - Perm & Temp: Compactor (Max 7 tons)	244.54	4.95	294.49	(18.62)	84.00	68.66	8.58	\$686.60	255.92	4.95	294.49	84.00	72.04	9.01	\$720.41	(33.81)	\$686.60	250.93	4.95	294.49	84.00	71.48	8.93	\$714.78	\$28.18	4.10%
Trash - Perm & Temp: Rolloff - 40 yard (Max 5 tons)	244.54	4.95	210.35	(13.30)	60.00	57.08	7.13	\$570.75	255.92	4.95	210.35	60.00	59.86	7.48	\$598.56	(27.81)	\$570.75	250.93	4.95	210.35	60.00	59.30	7.41	\$592.94	\$22.19	3.89%
Trash - Perm & Temp: Rolloff - 20 yard (Max 5 tons)	244.54	4.95	210.35	(13.30)	60.00	57.08	7.13	\$570.75	255.92	4.95	210.35	60.00	59.86	7.48	\$598.56	(27.81)	\$570.75	250.93	4.95	210.35	60.00	59.30	7.41	\$592.94	\$22.19	3.89%
Trash - Perm & Temp: Rolloff - 10 yard (Demo Box) (Max 7 tons)	244.54	4.95	294.49	(18.62)	84.00	68.66	8.58	\$686.60	255.92	4.95	294.49	84.00	72.04	9.01	\$720.41	(33.81)	\$686.60	250.93	4.95	294.49	84.00	71.48	8.93	\$714.78	\$28.18	4.10%
Recycling - Perm: C&D 10 yard & 40 yard	244.54	4.95	Actual			28.12	3.51	\$281.12	255.92	4.95	Actual		29.40	3.67	\$293.94	(12.82)	\$281.12	250.93	4.95	Actual		28.84	3.60	\$288.32	\$7.20	2.56%
Recycling - Perm: Recycling (incl occ, wood, inert, metal, tires) 40 Yard (incl compactor)	244.54		Actual			27.56	3.44	\$275.54	255.92		Actual		28.84	3.60	\$288.36	(12.82)	\$275.54	250.93		Actual		28.28	3.53	\$282.74	\$7.20	2.61%
Perm & Temp: Roll-off (green waste) (Max 5 tons)	244.54		GW Disposal \$ 61.49 307.45			62.20	7.77	\$621.96	244.54		GW Disposal \$ 63.77 318.85		63.48	7.94	\$634.81	(12.85)	\$621.96	250.93		GW Disposal \$ 65.63 328.15		65.24	8.16	\$652.48	\$17.67	2.78%
Perm & Temp: Roll-off (clean wood) (Max 5 tons)	244.54		Wood Disp \$ 33.29 166.45			46.31	5.79	\$463.09	244.54		Wood Disp \$ 34.84 174.20		47.20	5.90	\$471.84	(8.75)	\$463.09	250.93		Wood Disp \$ 35.75 178.75		48.42	6.05	\$484.15	\$12.31	2.61%
Perm & Temp: Roll-off (mfg wood) (Max 5 tons)	244.54		Mfg Wood Disp \$ 59.00 295.00			60.80	7.60	\$607.94	244.54		Mfg Wood Disp \$ 62.00 310.00		62.49	7.81	\$624.84	(16.90)	\$607.94	250.93		Mfg Wood Disp \$ 63.62 318.10		64.12	8.01	\$641.16	\$16.32	2.61%
End-Dump Rate per Hour	204.15		Actual			23.00	2.88	\$230.03	213.65		Actual		24.07	3.01	\$240.73	(10.70)	\$230.03	209.49		Actual		23.61	2.95	\$236.05	\$6.02	2.62%
Roll Off Liner	111.38					12.55	1.57	\$125.50	116.56				13.14	1.64	\$131.34	(5.84)	\$125.50	114.29				12.88	1.61	\$128.78	\$3.28	2.61%

City of Highland  
Rate Components  
Commercial & MF Recycling Bins  
Commingled Recyclables -  
Extra Bins

		Current 2023 Rate Components-Effective 7/1/23					Current 2024 Rate Components-Effective 7/1/24					Proposed 2025 Rate Components-Effective 7/1/25					\$ Change in Proposed 7/1/25 Rate H/(L) 2024	% Change in Proposed 7/1/25 Rate H/(L) 2024			
Bin Size	Freq	Service CPI 6.54%	Lbs/Yrd 31.40 Processing \$ 45.97	Recover 2022 Rate Stabilization	Franchise Fees 10.00%	HazMat Fees 1.25%	Total Rate	Service CPI 4.65%	Lbs/Yrd 30.65 Processing \$ 55.53	Franchise Fees 10.00%	HazMat Fees 1.25%	Total Rate	Rate Credit	Total Rate	Service CPI 2.61%	Lbs/Yrd 32.65 Processing \$ 62.02			Franchise Fees 10.00%	HazMat Fees 1.25%	Total Rate
1.5	1	106.74	4.69	(1.93)	12.34	1.54	<b>\$123.38</b>	111.71	5.53	13.21	1.65	\$132.10	(8.72)	<b>\$123.38</b>	109.53	6.58	13.08	1.64	<b>\$130.83</b>	\$7.45	6.04%
1.5	2	149.26	9.38	(5.03)	17.31	2.16	<b>\$173.08</b>	156.21	11.06	18.84	2.36	\$188.47	(15.39)	<b>\$173.08</b>	153.16	13.16	18.74	2.34	<b>\$187.40</b>	\$14.32	8.27%
1.5	3	181.61	14.07		22.04	2.76	<b>\$220.48</b>	190.06	16.60	23.29	2.91	\$232.86	(12.38)	<b>\$220.48</b>	186.36	19.74	23.23	2.90	<b>\$232.23</b>	\$11.75	5.33%
3	1	128.18	9.38	(5.41)	14.89	1.86	<b>\$148.90</b>	134.15	11.06	16.36	2.05	\$163.62	(14.72)	<b>\$148.90</b>	131.53	13.16	16.30	2.04	<b>\$163.03</b>	\$14.13	9.49%
3	2	178.54	18.77	(12.24)	20.85	2.61	<b>\$208.53</b>	186.85	22.13	23.55	2.94	\$235.47	(26.94)	<b>\$208.53</b>	183.21	26.32	23.61	2.95	<b>\$236.09</b>	\$27.56	13.22%
3	3	227.85	28.15	(19.10)	26.69	3.34	<b>\$266.93</b>	238.45	33.19	30.60	3.83	\$306.07	(39.14)	<b>\$266.93</b>	233.81	39.48	30.79	3.85	<b>\$307.93</b>	\$41.00	15.36%
3	4	277.13	37.53	(25.95)	32.53	4.07	<b>\$325.31</b>	290.03	44.25	37.66	4.71	\$376.65	(51.34)	<b>\$325.31</b>	284.37	52.65	37.97	4.75	<b>\$379.74</b>	\$54.43	16.73%
3	5	326.37	46.91	(32.80)	38.36	4.80	<b>\$383.64</b>	341.56	55.32	44.72	5.59	\$447.19	(63.55)	<b>\$383.64</b>	334.90	65.81	45.15	5.64	<b>\$451.50</b>	\$67.86	17.69%
3	6	377.90	56.30	(39.62)	44.46	5.56	<b>\$444.60</b>	395.49	66.38	52.05	6.50	\$520.42	(75.82)	<b>\$444.60</b>	387.78	78.97	52.60	6.57	<b>\$525.92</b>	\$81.32	18.29%
4	3	261.51	37.53	(26.24)	30.74	3.84	<b>\$307.38</b>	273.68	44.25	35.83	4.47	\$358.23	(50.85)	<b>\$307.38</b>	268.35	52.65	36.17	4.52	<b>\$361.69</b>	\$54.31	17.67%
Barrel Size	Freq																				
65 Gal	1	29.17	1.91		3.50	0.44	<b>\$35.02</b>	30.53	2.14	3.69	0.45	\$36.81	(1.79)	<b>\$35.02</b>	29.93	2.01	3.60	0.45	<b>\$35.99</b>	\$0.97	2.77%
65 Gal	2	40.62	3.82		5.00	0.63	<b>\$50.07</b>	42.51	4.28	5.27	0.66	\$52.72	(2.65)	<b>\$50.07</b>	41.68	4.02	5.15	0.64	<b>\$51.49</b>	\$1.42	2.84%
65 Gal	3	51.86	5.73		6.49	0.81	<b>\$64.89</b>	54.27	6.42	6.84	0.85	\$68.38	(3.49)	<b>\$64.89</b>	53.22	6.03	6.68	0.83	<b>\$66.76</b>	\$1.87	2.88%

City of Highland  
Rate Components  
Greenwaste

		Current 2023 Rate Components-Effective 7/1/23						Current 2024 Rate Components-Effective 7/1/24						Proposed 2025 Rate Components-Effective 7/1/25									
Bin Size	Freq	Service	Streetsweep	Greenwaste	Franchise	HazMat	Total Rate	Service	Streetsweep	Greenwaste	Franchise	HazMat	Total Rate	Rate Credit	Total Rate	Service	Streetsweep	Greenwaste	Franchise	HazMat	Total Rate	\$ Change in Proposed 7/1/25 Rate H/(L) 2024	% Change in Proposed 7/1/25 Rate H/(L) 2024
		CPI	\$ 1.21	\$ 61.49	10.00%	1.25%		CPI	\$ 1.27	\$ 63.77	10.00%	1.25%		CPI		\$ 1.30	\$ 65.63	10.00%	1.25%				
1.5	1	106.74	7.87	26.46	15.89	1.99	\$158.95	111.71	8.26	27.44	16.61	2.08	\$166.10	(7.15)	\$158.95	109.53	8.45	28.24	16.47	2.06	\$164.75	\$5.80	3.65%
3	1	128.18	15.73	52.92	22.18	2.77	\$221.78	134.15	16.51	54.88	23.16	2.89	\$231.59	(9.81)	\$221.78	131.53	16.90	56.48	23.08	2.89	\$230.88	\$9.10	4.10%
Barrel	Freq																						
35 Gal	1	29.07	2.57	3.09	3.91	0.49	\$39.13	30.42	2.69	3.20	4.09	0.51	\$40.91	(1.78)	\$39.13	29.83	2.76	3.29	4.04	0.51	\$40.43	\$1.30	3.32%
35 Gal	2	40.54	5.14	6.17	5.84	0.73	\$58.42	42.43	5.38	6.40	6.11	0.76	\$61.08	(2.66)	\$58.42	41.60	5.52	6.59	6.05	0.76	\$60.52	\$2.10	3.59%
35 Gal	3	51.77	7.70	9.26	7.74	0.97	\$77.44	54.18	8.06	9.60	8.10	1.01	\$80.95	(3.51)	\$77.44	53.12	8.27	9.88	8.03	1.00	\$80.30	\$2.86	3.69%
35 Gal	4	63.00	10.27	12.35	9.64	1.21	\$96.47	65.93	10.75	12.81	10.08	1.26	\$100.83	(4.36)	\$96.47	64.65	11.03	13.18	10.01	1.25	\$100.12	\$3.65	3.78%
35 Gal	5	74.19	12.84	15.43	11.55	1.44	\$115.45	77.64	13.44	16.01	12.06	1.51	\$120.66	(5.21)	\$115.45	76.13	13.79	16.47	11.99	1.50	\$119.88	\$4.43	3.84%
35 Gal	6	85.92	15.41	18.52	13.50	1.69	\$135.04	89.92	16.13	19.21	14.12	1.76	\$141.14	(6.10)	\$135.04	88.17	16.55	19.77	14.03	1.75	\$140.27	\$5.23	3.87%
65 Gal	1	29.16	5.14	5.73	4.51	0.56	\$45.10	30.52	5.38	5.95	4.71	0.59	\$47.15	(2.05)	\$45.10	29.92	5.52	6.12	4.68	0.59	\$46.83	\$1.73	3.84%
65 Gal	2	40.62	10.27	11.47	7.02	0.88	\$70.26	42.51	10.75	11.89	7.34	0.92	\$73.41	(3.15)	\$70.26	41.68	11.03	12.24	7.32	0.91	\$73.18	\$2.92	4.16%
65 Gal	3	51.85	15.41	17.20	9.52	1.19	\$95.17	54.26	16.13	17.84	9.94	1.24	\$99.41	(4.24)	\$95.17	53.21	16.55	18.36	9.93	1.24	\$99.29	\$4.12	4.33%
65 Gal	4	63.08	20.54	22.93	12.01	1.50	\$120.06	66.02	21.50	23.78	12.54	1.57	\$125.41	(5.35)	\$120.06	64.73	22.06	24.48	12.53	1.57	\$125.37	\$5.31	4.42%
65 Gal	5	74.28	25.68	28.66	14.49	1.81	\$144.92	77.74	26.88	29.73	15.14	1.89	\$151.38	(6.46)	\$144.92	76.22	27.58	30.59	15.15	1.89	\$151.43	\$6.51	4.49%
65 Gal	6	86.01	30.81	34.40	17.04	2.13	\$170.39	90.01	32.24	35.67	17.80	2.22	\$177.94	(7.55)	\$170.39	88.26	33.08	36.71	17.80	2.23	\$178.08	\$7.69	4.51%
95 Gal	1													n/a		31.96	7.49	8.94	5.45	0.68	\$54.52	new	new

Assumptions

132.40 lbs per yard for bins

Assumptions

132.40 lbs per yard for bins

Assumptions

132.40 lbs per yard for bins

City of Highland  
Rate Components  
Additional Fees

Service	Current 2023 Rate Effective 7/1/23	2023			Current 2024 Rate Effective 7/1/24	Rate Credit	Current 2024 Rate Effective 7/1/24	2024				Proposed 2025 Rate Effective 7/1/25	2025				
		Service	10.0% Franchise Fee (a)	1.25% HazMat Fee (b)				Total	Service	10.0% Franchise Fee (a)	1.25% HazMat Fee (b)		Total	Service	10.0% Franchise Fee (a)	1.25% HazMat Fee (b)	Total
<b>Additional Barrels -- Residential</b>																	
Refuse	\$9.76	8.66	0.98	0.12	\$9.76	\$9.76	(0.45)	\$10.21	9.06	1.02	0.13	\$10.21	\$10.02	8.89	1.00	0.13	\$10.02
Recycling	\$2.43	2.16	0.24	0.03	\$2.43	\$2.43	(0.12)	\$2.55	2.26	0.26	0.03	\$2.55	\$2.50	2.22	0.25	0.03	\$2.50
Greenwaste	\$4.88	4.33	0.49	0.06	\$4.88	\$4.88	(0.22)	\$5.10	4.53	0.51	0.06	\$5.10	n/a				
Organics	n/a					n/a			9.67	1.09	0.14	\$10.90	\$11.18	9.92	1.12	0.14	\$11.18
<b>Barrel Services</b>																	
Barrel Exchange (first exchange free)	\$18.75	16.64	1.88	0.23	\$18.75	\$18.75	(0.87)	\$19.62	17.41	1.96	0.25	\$19.62	\$19.25	17.08	1.93	0.24	\$19.25
Barrel Replacement resdl-customer damaged comm-lst or stolen	\$80.81	71.72	8.08	1.01	\$80.81	\$80.81	(3.76)	\$84.57	75.06	8.45	1.06	\$84.57	\$82.92	73.59	8.29	1.04	\$82.92
Barrel Roll Out Service	n/a				n/a	n/a		n/a				n/a	\$39.79	35.31	3.98	0.50	\$39.79
Barrel Roll Out Service-physically challenged	n/a				n/a	n/a		n/a				n/a	No Charge				
<b>Bin Services</b>																	
Bin Exchange (first exchange free)	\$93.80	83.25	9.38	1.17	\$93.80	\$93.80	(4.36)	\$98.16	87.12	9.81	1.23	\$98.16	\$96.26	85.43	9.63	1.20	\$96.26
Bin Replacement + actual cost of bin comm-lst or stolen	\$103.91	92.22	10.39	1.30	\$103.91	\$103.91	(4.83)	\$108.74	96.51	10.87	1.36	\$108.74	\$106.63	94.63	10.67	1.33	\$106.63
<b>Commercial Bins &amp; Barrels (all sizes) Contamination Fee</b>																	
Recycling	\$63.34	56.21	6.34	0.79	\$63.34	\$63.34	(2.95)	\$66.29	58.83	6.63	0.83	\$66.29	\$64.99	57.68	6.50	0.81	\$64.99
Greenwaste	\$63.34	56.21	6.34	0.79	\$63.34	\$63.34	(2.95)	\$66.29	58.83	6.63	0.83	\$66.29	\$64.99	57.68	6.50	0.81	\$64.99
Foodwaste	\$63.34	56.21	6.34	0.79	\$63.34	\$63.34	(2.95)	\$66.29	58.83	6.63	0.83	\$66.29	\$64.99	57.68	6.50	0.81	\$64.99
<b>Locks</b>																	
Initial set-up (1 time)	\$36.55	32.44	3.65	0.46	\$36.55	\$36.55	(1.70)	\$38.25	33.95	3.82	0.48	\$38.25	\$37.51	33.29	3.75	0.47	\$37.51
Lock rental (monthly)	\$8.52	7.56	0.85	0.11	\$8.52	\$8.52	(0.39)	\$8.91	7.91	0.89	0.11	\$8.91	\$8.74	7.76	0.87	0.11	\$8.74
<b>Extra Pick-Up (all sizes &amp; commodities)</b>																	
Barrel	\$18.88	16.76	1.88	0.24	\$18.88	\$18.88	(0.88)	\$19.76	17.54	1.97	0.25	\$19.76	\$19.38	17.20	1.94	0.24	\$19.38
Bin	\$48.14	42.72	4.82	0.60	\$48.14	\$48.14	(2.24)	\$50.38	44.71	5.04	0.63	\$50.38	\$49.40	43.84	4.94	0.62	\$49.40
<b>Roll-Off</b>																	
Rental Fee (per day in excess of 7 days)	\$33.75	29.95	3.38	0.42	\$33.75	\$33.75	(1.56)	\$35.31	31.34	3.53	0.44	\$35.31	\$34.63	30.73	3.47	0.43	\$34.63
Relocation/Extra Trip/Dry Run Charge (no pull)	\$79.23	70.32	7.92	0.99	\$79.23	\$79.23	(3.69)	\$82.92	73.59	8.29	1.04	\$82.92	\$81.31	72.16	8.13	1.02	\$81.31
Excess Trash Disposal (per ton)	\$60.92	54.07	6.09	0.76	\$60.92	\$60.92	-	\$60.92	54.07	6.09	0.76	\$60.92	\$60.92	54.07	6.09	0.76	\$60.92
Excess Green Waste (per ton)	\$69.28	61.49	6.92	0.87	\$69.28	\$69.28	(2.57)	\$71.85	63.77	7.19	0.90	\$71.85	\$73.95	65.63	7.40	0.92	\$73.95
<b>Bulky Item</b>																	
Per Trip	\$40.32	35.78	4.04	0.50	\$40.32	\$40.32	(1.88)	\$42.20	37.45	4.22	0.53	\$42.20	\$41.37	36.72	4.13	0.52	\$41.37
Per Item	\$11.53	10.23	1.16	0.14	\$11.53	\$11.53	(0.54)	\$12.07	10.71	1.21	0.15	\$12.07	\$11.83	10.50	1.18	0.15	\$11.83
<b>Certificate of Destruction</b>																	
Taken to Burrtec MRF - per Load	\$129.77	115.17	12.98	1.62	\$129.77	\$129.77	(6.04)	\$135.81	120.53	13.58	1.70	\$135.81	\$133.16	118.18	13.32	1.66	\$133.16
Taken to San Bernardino County Landfill (per ton)	\$131.15	116.40	13.11	1.64	\$131.15	\$131.15	(6.11)	\$137.26	121.82	13.72	1.72	\$137.26	\$134.58	119.44	13.46	1.68	\$134.58

6.54% CPI

4.65% CPI

2.61% CPI

Current 2023 Rate Components Equalized-Effective 7/1/23											Current 2024 Rate Components Equalized-Effective 7/1/24											Proposed 2025 Rate Components Equalized-Effective 7/1/25											Rate Credit	Total Rate	Service CPI	Fee per Yard 0.38 Compliance Fee	lbs/wk 117.28 Disposal \$ 42.07	Streetsweep 4x/month \$ 1.21 per yard	\$ 2.91 Per Yard Recycling	\$ 1.52 Per Yard FW	10.00% Franchise Fee	1.25% HazMat Fee	Total Rate	Service CPI 4.65%	Fee per Yard 0.38 Compliance Fee	lbs/wk 124.98 Disposal \$ 42.07	Streetsweep 4x/month \$ 1.27 per yard	\$ 3.46 Per Yard Recycling	\$ 1.19 Per Yard FW	10.00% Franchise Fee	1.25% HazMat Fee	Total Rate	Rate Credit	Total Rate	Service CPI 2.61%	Fee per Yard 0.38 Compliance Fee	lbs/wk 118.12 Disposal \$ 42.07	Streetsweep 4x/month \$ 1.30 per yard	\$ 3.70 Per Yard Recycling	\$ 1.00 Per Yard FW	10.00% Franchise Fee	1.25% HazMat Fee	Total Rate	\$ Change in Proposed 7/1/25 Rate H/L 2024	% Change in Proposed 7/1/25 Rate H/L 2024
Bin Size	Freq	Service CPI 6.54%	Fee per Yard 0.38 Compliance Fee	lbs/wk 117.28 Disposal \$ 42.07	Streetsweep 4x/month \$ 1.21 per yard	\$ 2.91 Per Yard Recycling	\$ 1.52 Per Yard FW	10.00% Franchise Fee	1.25% HazMat Fee	Total Rate	Service CPI 4.65%	Fee per Yard 0.38 Compliance Fee	lbs/wk 124.98 Disposal \$ 42.07	Streetsweep 4x/month \$ 1.27 per yard	\$ 3.46 Per Yard Recycling	\$ 1.19 Per Yard FW	10.00% Franchise Fee	1.25% HazMat Fee	Total Rate	Rate Credit	Total Rate	Service CPI 2.61%	Fee per Yard 0.38 Compliance Fee	lbs/wk 118.12 Disposal \$ 42.07	Streetsweep 4x/month \$ 1.30 per yard	\$ 3.70 Per Yard Recycling	\$ 1.00 Per Yard FW	10.00% Franchise Fee	1.25% HazMat Fee	Total Rate	\$ Change in Proposed 7/1/25 Rate H/L 2024	% Change in Proposed 7/1/25 Rate H/L 2024																																	
1.5	1	106.74	2.47	16.04	(0.99)	7.87	18.92	9.88	18.13	2.27	\$181.33	111.71	2.47	17.09	8.26	22.49	7.74	19.13	2.39	\$191.28	(9.95)	\$181.33	109.53	2.47	16.15	8.45	24.05	6.50	18.84	2.35	\$188.34	\$7.01	3.87%																																
1.5	2	149.26	4.94	32.07	(1.99)	15.73	37.83	19.76	29.02	3.63	\$290.25	156.21	4.94	34.18	16.51	44.98	15.47	30.68	3.84	\$306.81	(16.56)	\$290.25	153.16	4.94	32.30	16.90	48.10	13.00	30.24	3.78	\$302.42	\$12.17	4.19%																																
1.5	3	181.61	7.41	48.11	(2.96)	23.60	56.75	29.64	38.77	4.85	\$387.76	190.06	7.41	51.26	24.77	67.47	23.21	41.03	5.13	\$410.34	(22.58)	\$387.76	186.36	7.41	48.45	25.35	72.15	19.50	40.47	5.06	\$404.75	\$16.99	4.38%																																
1.5	4	220.84	9.88	64.14	(3.98)	31.46	75.66	39.52	49.30	6.16	\$492.98	231.12	9.88	68.35	33.02	89.96	30.94	52.20	6.52	\$521.99	(29.01)	\$492.98	226.61	9.88	64.60	33.80	96.20	26.00	51.50	6.44	\$515.03	\$22.05	4.47%																																
1.5	5	260.09	12.35	80.18	(4.97)	39.33	94.58	49.40	59.82	7.48	\$598.26	272.19	12.35	85.44	41.28	112.45	38.68	63.37	7.92	\$633.68	(35.42)	\$598.26	266.89	12.35	80.75	42.25	120.25	32.50	62.53	7.82	\$625.34	\$27.08	4.53%																																
1.5	6	301.15	14.82	96.21	(5.97)	47.19	113.49	59.28	70.55	8.82	\$705.54	315.17	14.82	102.53	49.53	134.94	46.41	74.75	9.34	\$747.49	(41.95)	\$705.54	309.02	14.82	96.90	50.70	144.30	39.00	73.78	9.22	\$737.74	\$32.20	4.56%																																
1.5	7	339.12	17.29	112.25	(6.96)	55.06	132.41	69.16	80.94	10.12	\$809.39	354.90	17.29	119.62	57.79	157.43	54.15	85.77	10.72	\$857.67	(48.28)	\$809.39	347.99	17.29	113.05	59.15	168.35	45.50	84.66	10.58	\$846.57	\$37.18	4.59%																																
2	1	113.48	3.29	21.38	(1.33)	10.49	25.22	13.17	20.92	2.62	\$209.24	118.76	3.29	22.78	11.01	29.99	10.31	22.10	2.76	\$221.00	(11.76)	\$209.24	116.45	3.29	21.53	11.27	32.07	8.67	21.78	2.72	\$217.78	\$8.54	4.08%																																
2	2	159.80	6.59	42.76	(2.65)	20.97	50.44	26.35	34.28	4.29	\$342.83	167.24	6.59	45.57	22.01	59.97	20.63	36.28	4.54	\$362.83	(20.00)	\$342.83	163.98	6.59	43.07	22.53	64.13	17.33	35.79	4.47	\$357.89	\$15.06	4.39%																																
2	3	205.25	9.88	64.14	(3.98)	31.46	75.66	39.52	47.54	5.94	\$475.41	214.80	9.88	68.35	33.02	89.96	30.94	50.36	6.30	\$503.61	(28.20)	\$475.41	210.62	9.88	64.60	33.80	96.20	26.00	49.70	6.21	\$497.01	\$21.60	4.54%																																
2	4	249.61	13.17	85.52	(5.30)	41.95	100.88	52.69	60.68	7.58	\$606.78	261.23	13.17	91.14	44.03	119.95	41.25	64.31	8.04	\$643.12	(36.34)	\$606.78	256.14	13.17	86.13	45.07	128.27	34.67	63.48	7.94	\$634.87	\$28.09	4.63%																																
2	5	293.95	16.47	106.90	(6.63)	52.43	126.10	65.87	73.81	9.23	\$738.13	307.63	16.47	113.92	55.03	149.93	51.57	78.26	9.78	\$782.59	(44.46)	\$738.13	301.63	16.47	107.67	56.33	160.33	43.33	77.27	9.66	\$772.69	\$34.56	4.68%																																
2	6	340.37	19.76	128.28	(7.95)	62.92	151.32	79.04	87.18	10.90	\$871.82	356.21	19.76	136.71	66.04	179.92	61.88	92.45	11.56	\$924.53	(52.71)	\$871.82	349.27	19.76	129.20	67.60	192.40	52.00	91.30	11.41	\$912.94	\$41.12	4.72%																																
2	7	385.51	23.05	149.66	(9.28)	73.41	176.54	92.21	100.41	12.55	\$1,004.06	403.45	23.05	159.49	77.05	209.91	72.19	106.50	13.31	\$1,064.95	(60.89)	\$1,004.06	395.60	23.05	150.74	78.87	224.47	60.67	105.17	13.15	\$1,051.72	\$47.66	4.75%																																
3	1	128.18	4.94	32.07	(1.99)	15.73	37.83	19.76	26.65	3.33	\$266.50	134.15	4.94	34.18	16.51	44.98	15.47	28.20	3.52	\$281.95	(15.45)	\$266.50	131.53	4.94	32.30	16.90	48.10	13.00	27.80	3.48	\$278.05	\$11.55	4.33%																																
3	2	178.54	9.88	64.14	(3.98)	31.46	75.66	39.52	44.53	5.57	\$445.32	186.85	9.88	68.35	33.02	89.96	30.94	47.21	5.90	\$472.11	(26.79)	\$445.32	183.21	9.88	64.60	33.80	96.20	26.00	46.61	5.83	\$466.13	\$20.81	4.67%																																
3	3	227.85	14.82	96.21	(5.97)	47.19	113.49	59.28	62.29	7.79	\$622.95	238.45	14.82	102.53	49.53	134.94	46.41	66.11	8.26	\$661.05	(38.10)	\$622.95	233.81	14.82	96.90	50.70	144.30	39.00	65.30	8.16	\$652.99	\$30.04	4.82%																																
3	4	277.13	19.76	128.28	(7.95)	62.92	151.32	79.04	80.05	10.01	\$800.56	290.03	19.76	136.71	66.04	179.92	61.88	85.00	10.62	\$849.96	(49.40)	\$800.56	284.37	19.76	129.20	67.60	192.40	52.00	83.98	10.50	\$839.81	\$39.25	4.90%																																
3	5	326.36	24.70	160.35	(9.94)	78.65	189.15	98.80	97.81	12.23	\$978.11	341.55	24.70	170.88	82.55	224.90	77.35	103.88	12.98	\$1,038.79	(60.68)	\$978.11	334.89	24.70	161.50	84.50	240.50	65.00	102.66	12.83	\$1,026.58	\$48.47	4.96%																																
3	6	377.90	29.64	192.42	(11.93)	94.38	226.98	118.56	115.82	14.48	\$1,158.25	395.49	29.64	205.06	99.06	269.88	92.82	123.04	15.38	\$1,230.37	(72.12)	\$1,158.25	387.78	29.64	193.80	101.40	288.60	78.00	121.60	15.20	\$1,216.02	\$57.77	4.99%																																
3	7	427.73	34.58	224.50	(13.92)	110.11	264.81	138.32	133.64	16.71	\$1,336.48	447.64	34.58	239.23	115.57	314.86	108.29	141.99	17.75	\$1,419.91	(83.43)	\$1,336.48	438.91	34.58	226.10	118.30	336.70	91.00	140.35	17.54	\$1,403.48	\$67.00	5.01%																																
4	1	144.22	6.59	42.76	(2.65)	20.97	50.44	26.35	32.52	4.07	\$325.27	150.93	6.59	45.57	22.01	59.97	20.63	34.44	4.31	\$344.45	(19.18)	\$325.27	147.99	6.59	43.07	22.53	64.13	17.33	33.99	4.25	\$339.88	\$14.61	4.49%																																
4	2	211.03	13.17	85.52	(5.30)	41.95	100.88	52.69	56.33	7.04	\$563.31	220.85	13.17	91.14	44.03	119.95	41.25	59.76	7.47	\$597.62	(34.31)	\$563.31	216.55	13.17	86.13	45.07	128.27	34.67	59.02	7.38	\$590.26	\$26.95	4.78%																																
4	3	261.51	19.76	128.28	(7.95)	62.92	151.32	79.04	78.29	9.79	\$782.96	273.68	19.76	136.71	66.04	179.92	61.88	83.16	10.39	\$831.54	(48.58)	\$782.96	268.35	19.76	129.20	67.60	192.40	52.00	82.18	10.27	\$821.76	\$38.80	4.96%																																
4	4	400.31	26.35	171.04	(10.60)	83.89	201.76	105.39	110.21	13.78	\$1,102.13	418.94	26.35	182.27	88.05	239.89	82.51	116.96	14.62	\$1,169.59	(67.46)	\$1,102.13	410.78	26.35	172.27	90.13	256.53	69.33	115.54	14.44	\$1,155.37	\$53.24	4.83%																																
4	5	378.81	32.93	213.81	(13.26)	104.87	252.20	131.73	124.06	15.51	\$1,240.66	396.44	32.93	227.84	110.07	299.87	103.13	131.86	16.48	\$1,318.63	(77.97)	\$1,240.66	388.71	32.93	215.34	112.67	320.67	86.67	130.36	16.30	\$1,303.65	\$62.99	5.08%																																
4	6	436.28	39.52	256.57	(15.91)	125.84	302.64	158.08	146.82	18.35	\$1,468.19	456.58	39.52	273.41	132.08	359.84	123.76	156.08	19.51	\$1,560.78	(92.59)	\$1,468.19	447.69	39.52	258.40	135.20	384.80	104.00	154.32	19.29	\$1,543.22	\$75.03	5.11%																																
4	7	492.60	46.11	299.33	(18.56)	146.81	353.08	184.43	169.44	21.18	\$1,694.42	515.53	46.11	318.98	154.09	419.81	144.39	180.16	22.52	\$1,801.59	(107.17)	\$1,694.42	505.48	46.11	301.47	157.73	448.93	121.33	178.14	22.27	\$1,781.46	\$87.04	5.14%																																
6	1	151.83	9.88	64.14	(3.98)	31.46	75.66	39.52	41.52	5.19	\$415.22	158.90	9.88	68.35	33.02	89.96	30.94	44.06	5.51	\$440.62	(25.40)	\$415.22	155.80	9.88	64.60	33.80	96.20	26.00	43.53	5.44	\$435.25	\$20.03	4.82%																																

City of Highland  
Rate Components Equalized with Food Waste  
Multi-Family Refuse  
Bin Service

		Current 2024 Rate Components Equalized-Effective 7/1/24										Proposed 2025 Rate Components-Effective 7/1/25										\$ Change in Proposed 7/1/25 Rate H/(L) 2024	% Change in Proposed 7/1/25 Rate H/(L) 2024
Bin Size	Freq	Service CPI 4.65%	Fee per Yard 0.38	lbs/wk 124.98	Streetsweep 4x/month	\$ 3.46	\$ 1.19	10.00%	1.25%	Total	Rate Credit	Total Rate	Service CPI 2.61%	Fee per Yard 0.38	lbs/wk 118.12	Streetsweep 4x/month	\$ 3.70	10.00%	1.25%	Total			
			Compliance Fee	\$ 42.07 Disposal	\$ 1.27 Per Yard Recycling	Per Yard FW	Franchise Fee	HazMat Fee	Compliance Fee					\$ 42.07 Disposal	\$ 1.30 per yard Recycling	Franchise Fee	HazMat Fee	Total Rate					
1.5	1	111.71	2.47	17.09	8.26	22.49	7.74	19.13	2.39	\$191.28	(9.95)	\$181.33	109.53	2.47	16.15	8.45	24.05	18.10	2.26	\$181.01	(\$0.32)	-0.18%	
1.5	2	156.21	4.94	34.18	16.51	44.98	15.47	30.68	3.84	\$306.81	(16.56)	\$290.25	153.16	4.94	32.30	16.90	48.10	28.77	3.60	\$287.77	(\$2.48)	-0.86%	
1.5	3	190.06	7.41	51.26	24.77	67.47	23.21	41.03	5.13	\$410.34	(22.58)	\$387.76	186.36	7.41	48.45	25.35	72.15	38.28	4.78	\$382.78	(\$4.98)	-1.30%	
1.5	4	231.12	9.88	68.35	33.02	89.96	30.94	52.20	6.52	\$521.99	(29.01)	\$492.98	226.61	9.88	64.60	33.80	96.20	48.58	6.07	\$485.74	(\$7.24)	-1.49%	
1.5	5	272.19	12.35	85.44	41.28	112.45	38.68	63.37	7.92	\$633.68	(35.42)	\$598.26	266.89	12.35	80.75	42.25	120.25	58.87	7.36	\$588.72	(\$9.54)	-1.62%	
1.5	6	315.17	14.82	102.53	49.53	134.94	46.41	74.75	9.34	\$747.49	(41.95)	\$705.54	309.02	14.82	96.90	50.70	144.30	69.38	8.67	\$693.79	(\$11.75)	-1.69%	
1.5	7	354.90	17.29	119.62	57.79	157.43	54.15	85.77	10.72	\$857.67	(48.28)	\$809.39	347.99	17.29	113.05	59.15	168.35	79.53	9.94	\$795.30	(\$14.09)	-1.77%	
2	1	118.76	3.29	22.78	11.01	29.99	10.31	22.10	2.76	\$221.00	(11.76)	\$209.24	116.45	3.29	21.53	11.27	32.07	20.80	2.60	\$208.01	(\$1.23)	-0.59%	
2	2	167.24	6.59	45.57	22.01	59.97	20.63	36.28	4.54	\$362.83	(20.00)	\$342.83	163.98	6.59	43.07	22.53	64.13	33.84	4.23	\$338.37	(\$4.46)	-1.32%	
2	3	214.80	9.88	68.35	33.02	89.96	30.94	50.36	6.30	\$503.61	(28.20)	\$475.41	210.62	9.88	64.60	33.80	96.20	46.77	5.85	\$467.72	(\$7.69)	-1.64%	
2	4	261.23	13.17	91.14	44.03	119.95	41.25	64.31	8.04	\$643.12	(36.34)	\$606.78	256.14	13.17	86.13	45.07	128.27	59.58	7.45	\$595.81	(\$10.97)	-1.84%	
2	5	307.63	16.47	113.92	55.03	149.93	51.57	78.26	9.78	\$782.59	(44.46)	\$738.13	301.63	16.47	107.67	56.33	160.33	72.38	9.05	\$723.86	(\$14.27)	-1.97%	
2	6	356.21	19.76	136.71	66.04	179.92	61.88	92.45	11.56	\$924.53	(52.71)	\$871.82	349.27	19.76	129.20	67.60	192.40	85.43	10.68	\$854.34	(\$17.48)	-2.05%	
2	7	403.45	23.05	159.49	77.05	209.91	72.19	106.50	13.31	\$1,064.95	(60.89)	\$1,004.06	395.60	23.05	150.74	78.87	224.47	98.34	12.29	\$983.36	(\$20.70)	-2.11%	
3	1	134.15	4.94	34.18	16.51	44.98	15.47	28.20	3.52	\$281.95	(15.45)	\$266.50	131.53	4.94	32.30	16.90	48.10	26.34	3.29	\$263.40	(\$3.10)	-1.18%	
3	2	186.85	9.88	68.35	33.02	89.96	30.94	47.21	5.90	\$472.11	(26.79)	\$445.32	183.21	9.88	64.60	33.80	96.20	43.68	5.46	\$436.83	(\$8.49)	-1.94%	
3	3	238.45	14.82	102.53	49.53	134.94	46.41	66.11	8.26	\$661.05	(38.10)	\$622.95	233.81	14.82	96.90	50.70	144.30	60.91	7.61	\$609.05	(\$13.90)	-2.28%	
3	4	290.03	19.76	136.71	66.04	179.92	61.88	85.00	10.62	\$849.96	(49.40)	\$800.56	284.37	19.76	129.20	67.60	192.40	78.12	9.77	\$781.22	(\$19.34)	-2.48%	
3	5	341.55	24.70	170.88	82.55	224.90	77.35	103.88	12.98	\$1,038.79	(60.68)	\$978.11	334.89	24.70	161.50	84.50	240.50	95.33	11.92	\$953.34	(\$24.77)	-2.60%	
3	6	395.49	29.64	205.06	99.06	269.88	92.82	123.04	15.38	\$1,230.37	(72.12)	\$1,158.25	387.78	29.64	193.80	101.40	288.60	112.82	14.10	\$1,128.14	(\$30.11)	-2.67%	
3	7	447.64	34.58	239.23	115.57	314.86	108.29	141.99	17.75	\$1,419.91	(83.43)	\$1,336.48	438.91	34.58	226.10	118.30	336.70	130.10	16.26	\$1,300.95	(\$35.53)	-2.73%	
4	1	150.93	6.59	45.57	22.01	59.97	20.63	34.44	4.31	\$344.45	(19.18)	\$325.27	147.99	6.59	43.07	22.53	64.13	32.04	4.00	\$320.35	(\$4.92)	-1.54%	
4	2	220.85	13.17	91.14	44.03	119.95	41.25	59.76	7.47	\$597.62	(34.31)	\$563.31	216.55	13.17	86.13	45.07	128.27	55.12	6.89	\$551.20	(\$12.11)	-2.20%	
4	3	273.68	19.76	136.71	66.04	179.92	61.88	83.16	10.39	\$831.54	(48.58)	\$782.96	268.35	19.76	129.20	67.60	192.40	76.32	9.54	\$763.17	(\$19.79)	-2.59%	
4	4	418.94	26.35	182.27	88.05	239.89	82.51	116.96	14.62	\$1,169.59	(67.46)	\$1,102.13	410.78	26.35	172.27	90.13	256.53	107.72	13.47	\$1,077.25	(\$24.88)	-2.31%	
4	5	396.44	32.93	227.84	110.07	299.87	103.13	131.86	16.48	\$1,318.63	(77.97)	\$1,240.66	388.71	32.93	215.34	112.67	320.67	120.60	15.07	\$1,205.99	(\$34.67)	-2.87%	
4	6	456.58	39.52	273.41	132.08	359.84	123.76	156.08	19.51	\$1,560.78	(92.59)	\$1,468.19	447.69	39.52	258.40	135.20	384.80	142.60	17.83	\$1,426.04	(\$42.15)	-2.96%	
4	7	515.53	46.11	318.98	154.09	419.81	144.39	180.16	22.52	\$1,801.59	(107.17)	\$1,694.42	505.48	46.11	301.47	157.73	448.93	164.47	20.56	\$1,644.75	(\$49.67)	-3.02%	
6	1	158.90	9.88	68.35	33.02	89.96	30.94	44.06	5.51	\$440.62	(25.40)	\$415.22	155.80	9.88	64.60	33.80	96.20	40.60	5.07	\$405.95	(\$9.27)	-2.28%	
6	2	238.80	19.76	136.71	66.04	179.92	61.88	79.23	9.90	\$792.24	(46.83)	\$745.41	234.15	19.76	129.20	67.60	192.40	72.46	9.06	\$724.63	(\$20.78)	-2.87%	
6	3	318.67	29.64	205.06	99.06	269.88	92.82	114.38	14.30	\$1,143.81	(68.26)	\$1,075.55	312.46	29.64	193.80	101.40	288.60	104.33	13.04	\$1,043.27	(\$32.28)	-3.09%	
6	4	398.55	39.52	273.41	132.08	359.84	123.76	149.54	18.69	\$1,495.39	(89.68)	\$1,405.71	390.79	39.52	258.40	135.20	384.80	136.20	17.02	\$1,361.93	(\$43.78)	-3.21%	
6	5	478.41	49.40	341.76	165.10	449.80	154.70	184.69	23.09	\$1,846.95	(111.11)	\$1,735.84	469.08	49.40	323.01	169.00	481.00	168.05	21.01	\$1,680.55	(\$55.29)	-3.29%	
6	6	558.28	59.28	410.12	198.12	539.76	185.64	219.86	27.48	\$2,198.54	(132.56)	\$2,065.98	547.40	59.28	387.61	202.80	577.20	199.92	24.99	\$1,999.20	(\$66.78)	-3.34%	
6	7	638.15	69.16	478.47	231.14	629.72	216.58	255.01	31.88	\$2,550.11	(153.99)	\$2,396.12	625.71	69.16	452.21	236.60	673.40	231.79	28.97	\$2,317.84	(\$78.28)	-3.38%	
35Gal	1	30.42	0.29	4.27	2.69	1.15	0.90	4.47	0.56	\$44.75	(1.90)	\$42.85	29.83	0.29	4.27	2.76	1.08	4.31	0.54	\$43.08	\$0.23	0.53%	
35Gal	2	42.43	0.58	8.54	5.38	2.30	1.80	6.88	0.86	\$68.77	(2.90)	\$65.87	41.60	0.58	8.54	5.52	2.16	6.58	0.82	\$65.80	(\$0.07)	-0.11%	
35Gal	3	54.18	0.87	12.81	8.06	3.45	2.71	9.25	1.16	\$92.48	(3.87)	\$88.61	53.12	0.87	12.81	8.27	3.24	8.83	1.10	\$88.24	(\$0.37)	-0.42%	
35Gal	4	65.93	1.15	17.08	10.75	4.60	3.61	11.62	1.45	\$116.19	(4.85)	\$111.34	64.65	1.15	17.08	11.03	4.32	11.07	1.38	\$110.68	(\$0.66)	-0.60%	
35Gal	5	77.64	1.44	21.35	13.44	5.75	4.51	13.99	1.75	\$139.86	(5.82)	\$134.04	76.13	1.44	21.35	13.79	5.40	13.31	1.66	\$133.08	(\$0.96)	-0.72%	
35Gal	6	89.92	1.73	25.62	16.13	6.90	5.42	16.42	2.05	\$164.19	(6.84)	\$157.35	88.17	1.73	25.62	16.55	6.48	15.61	1.95	\$156.11	(\$1.24)	-0.79%	
35Gal	7	101.79	2.02	29.89	18.81	8.05	6.32	18.80	2.35	\$188.03	(7.82)	\$180.21	99.80	2.02	29.89	19.30	7.56	17.87	2.23	\$178.67	(\$1.54)	-0.86%	
65Gal	1	30.52	0.54	7.93	5.38	2.14	1.68	5.43	0.68	\$54.30	(2.11)	\$52.19	29.92	0.54	7.93	5.52	2.01	5.17	0.65	\$51.74	(\$0.45)	-0.87%	
65Gal	2	42.51	1.07	15.86	10.75	4.28	3.35	8.76	1.10	\$87.68	(3.26)	\$84.42	41.68	1.07	15.86	11.03	4.02	8.30	1.04	\$83.00	(\$1.42)	-1.71%	
65Gal	3	54.27	1.61	23.79	16.13	6.42	5.03	12.09	1.51	\$120.85	(4.43)	\$116.42	53.22	1.61	23.79	16.55	6.03	11.40	1.43	\$114.03	(\$2.39)	-2.10%	
65Gal	4	66.02	2.14	31.72	21.50	8.56	6.70	15.40	1.92	\$153.96	(5.60)	\$148.36	64.73	2.14	31.72	22.06	8.04	14.50	1.81	\$145.00	(\$3.36)	-2.32%	
65Gal	5	77.74	2.68	39.65	26.88	10.70	8.38	18.71	2.34	\$187.08	(6.76)	\$180.32	76.22	2.68	39.65	27.58	10.05	17.60	2.20	\$175.98	(\$4.34)	-2.47%	
65Gal	6	90.01	3.21	47.58	32.24	12.84	10.06	22.08	2.76	\$220.78	(7.93)	\$212.85	88.26	3.21	47.58	33.08	12.06	20.76	2.59	\$207.54	(\$5.31)	-2.56%	
65Gal	7	101.87	3.75	55.51	37.62	14.98	11.73	25.40	3.18	\$254.04	(9.09)	\$244.95	99.88	3.75	55.51	38.60	14.07	23.87	2.98	\$238.66	(\$6.29)	-2.64%	

124.98 lbs per yard for bins.  
87.00 lbs per 65 gal barrel.

118.12 lbs per yard for bins.  
87.00 lbs per 65 gal barrel.

City of Highland  
Rate Components  
MF - Organics

		Current 2023 Rate Components-Effective 7/1/23					Current 2024 Rate Components-Effective 7/1/24						Proposed 2025 Rate Components-Effective 7/1/25						\$ Change in Proposed 7/1/25 Rate H/(L) 2024	% Change in Proposed 7/1/25 Rate H/(L) 2024			
Barrel	Freq	Organics Disposal \$ 86.96 per ton	Streetsweep 4x/month \$ 1.21 per yard	Franchise Fees 10.00%	HazMat Fees 1.25%	Total Rate	Service CPI 4.65%	Organics Disposal \$ 89.57 per ton	Streetsweep 4x/month \$ 1.27	Franchise Fees 10.00%	HazMat Fees 1.25%	Total Rate	Rate Credit	Total Rate	Service CPI 2.61%	Organics Disposal \$ 93.15 per ton	Streetsweep 4x/month \$ 1.30	Franchise Fees 10.00%			HazMat Fees 1.25%	Total Rate	
35 Gal	1	30.98	5.77	0.85	4.24	0.53	\$42.37	32.42	5.94	0.90	4.43	0.55	\$44.24	(1.87)	\$42.37	31.79	6.18	0.92	4.38	0.55	\$43.82	\$1.45	3.42%
35 Gal	2	50.15	11.54	1.71	7.15	0.89	\$71.44	52.48	11.89	1.79	7.46	0.93	\$74.55	(3.11)	\$71.44	51.46	12.36	1.83	7.40	0.92	\$73.97	\$2.53	3.54%
35 Gal	3	65.51	17.31	2.56	9.62	1.20	\$96.20	68.56	17.83	2.69	10.04	1.25	\$100.37	(4.17)	\$96.20	67.22	18.54	2.75	9.97	1.25	\$99.73	\$3.53	3.67%
35 Gal	4	81.18	23.08	3.41	12.13	1.52	\$121.32	84.96	23.77	3.58	12.66	1.58	\$126.55	(5.23)	\$121.32	83.30	24.72	3.66	12.59	1.57	\$125.84	\$4.52	3.73%
35 Gal	5	104.23	28.85	4.26	15.48	1.93	\$154.75	109.08	29.72	4.47	16.14	2.02	\$161.43	(6.68)	\$154.75	106.95	30.90	4.58	16.04	2.01	\$160.48	\$5.73	3.70%
35 Gal	6	112.03	34.62	5.11	17.10	2.14	\$171.00	117.24	35.66	5.37	17.83	2.23	\$178.33	(7.33)	\$171.00	114.96	37.09	5.50	17.75	2.22	\$177.52	\$6.52	3.81%
65 Gal	1	31.07	10.72	1.70	4.90	0.61	\$49.00	32.52	11.04	1.79	5.11	0.64	\$51.10	(2.10)	\$49.00	31.88	11.48	1.83	5.09	0.64	\$50.92	\$1.92	3.92%
65 Gal	2	50.23	21.43	3.41	8.46	1.06	\$84.59	52.57	22.08	3.58	8.82	1.10	\$88.15	(3.56)	\$84.59	51.54	22.96	3.66	8.81	1.10	\$88.07	\$3.48	4.11%
65 Gal	3	65.60	32.15	5.11	11.59	1.45	\$115.90	68.65	33.11	5.37	12.07	1.51	\$120.71	(4.81)	\$115.90	67.31	34.44	5.49	12.08	1.51	\$120.83	\$4.93	4.25%
65 Gal	4	81.27	42.86	6.82	14.76	1.84	\$147.55	85.05	44.15	7.15	15.36	1.92	\$153.63	(6.08)	\$147.55	83.39	45.92	7.32	15.40	1.92	\$153.95	\$6.40	4.34%
65 Gal	5	104.31	53.58	8.52	18.75	2.34	\$187.50	109.16	55.19	8.94	19.53	2.44	\$195.26	(7.76)	\$187.50	107.04	57.39	9.15	19.56	2.44	\$195.58	\$8.08	4.31%
65 Gal	6	112.11	64.30	10.22	21.03	2.63	\$210.29	117.33	66.23	10.73	21.89	2.74	\$218.92	(8.63)	\$210.29	115.04	68.87	10.99	21.96	2.75	\$219.61	\$9.32	4.43%
95 Gal	1													n/a		31.96	16.78	2.68	5.80	0.72	\$57.94	new	new
95 Gal	2													n/a		51.62	33.55	5.35	10.20	1.27	\$101.99	new	new
95 Gal	3													n/a		67.39	50.33	8.03	14.17	1.77	\$141.69	new	new
95 Gal	4													n/a		83.47	67.11	10.70	18.17	2.27	\$181.72	new	new
95 Gal	5													n/a		107.12	83.88	13.38	23.03	2.88	\$230.29	new	new
95 Gal	6													n/a		115.12	100.66	16.06	26.12	3.27	\$261.23	new	new

175 lbs per yard for bins

175 lbs per yard for bins

175 lbs per yard for bins



# STAFF REPORT

## TO THE PUBLIC WORKS SUBCOMMITTEE

**DATE:** April 8, 2025

**FROM:** Carlos Zamano, City Manager

**PREPARED BY:** Octavio Duran Jr., Public Works Director/City Engineer

**SUBJECT:** Update on Storm Monitoring and Response

**RECOMMENDATION:** Receive and provide input on Storm Response Efforts.

**FISCAL IMPACT:** None.

**PUBLIC NOTICE:** The agenda for this item was posted at the three locations per Resolution No. 2011-047 and on the City's website.

**BACKGROUND:** On September 5, 2024, the Line Fire broke out in Highland near the intersection of Base Line and Alpin Street impacting many of our East Highland residents. Major wildfires result in a loss of vegetation which could lead to an increased risk of flooding, landslides, and mudflows in areas affected by a fire during intense rainfall. Risks remain significantly higher until vegetation is restored, which is estimated to take 2-5 years after a wildfire. City Council directed staff to provide updates to the Public Works Subcommittee related to post-fire response and storm preparedness efforts.

### DISCUSSION:

#### Storm Preparedness Efforts

Below is a summary of actions completed or on-going after the Line Fire and in preparation for the current storm season.

- On September 12, City Council adopted Resolution No 2024-044, ratifying the Proclamation of a Local Emergency in the City of Highland issued by the City's Director of Emergency Services on September 11, 2024 as a result of the Line Fire.
  - This action assists the City in the recovery of costs incurred by responding to the event and addressing damages to public property.
- The City provided a list of damages and claims to the California Department of Emergency Services for consideration under the California Disaster Assistance Act (CDAA) and Fire Management Assistance Grants (FMAG) programs. The request for physical damages through the CDAA program was rejected. The City's FMAG request is under consideration with an estimated reimbursement of \$25,000 for additional staff time spent in response to the Line Fire.
- The City provided a list of damages and claims to the California Department of Emergency Services for consideration under the California Disaster Assistance Act (CDAA) and Fire Management Assistance Grants (FMAG) programs and performed a field walk on September 25, 2024. Emergency protective measures are not reimbursable through this program.

- Public Works evaluated data from the U.S. Forest Service Burned Area Emergency Response (BAER) Team and CAL FIRE/California Geological Survey Watershed Emergency Response Team (WERT) technical reports and brought in a flood control expert through an on-call contract to help identify mitigation to protect residents from potential debris flow associated with the Line Fire.
  - Protection measures may include the installation of k-rails and gabion walls to help divert possible debris flows, in areas impacted by the fire.
- Highland Public Works (PW) deployed K-rail at various locations throughout the City.
  - San Bernardino County Flood Control also placed K-rail near their facilities to provide protection to Highland residents.
  - The City requested support through the Emergency Watershed Protection Program (EWP) from USDA Natural Resources Conservation Service (NRCS) to fund additional improvements, however, funding for the program is delayed.
- City Council and the Finance/Personnel Subcommittee approved an emergency preparedness budget in the amount of \$300,000 to support these efforts.
- Public Works cleaned storm drain infrastructure prior to the storm season.
- The City procured sandbags, k-rail, a new trailer pump, warning signs and a changeable message sign.
- The City and East Valley Water District provided sandbags to residents prior to each storm event.
- Established a list of contractors and in addition to an already established mutual aid emergency contact list to ensure 24/7 response during emergencies.
- Established a mutual aid agreement with San Bernardino County Fire.
- On-going coordination with partner/neighbor agencies including:
  - San Bernardino County Flood Control District
  - County Public Works and Department of Emergency Services
  - East Valley Water District
  - CALFIRE/County Sheriff's (Highland and Main Command)
  - Local Homeowner's Associations
- On-going outreach - prepared materials to help residents prepare for future events and created a page for storm preparedness efforts on the city website.
- On-going coordination with the National Weather Service (NWS) to receive Highland specific weather warnings and allow the City to better respond to each event.
- County and Highland Safety Task Force Meetings in advance of each major event to coordinate active monitoring and response efforts.
- City Staff and Highland PD/Fire monitor known flood hotspots during each rain event 24/7.
- San Bernardino County Flood Control District in constant communication with Highland (PW) during each event.
- The City's Emergency Operations Center (EOC) is prepared to be activated at the Highland Police Station if needed. The EOC received recent upgrades to its teleconferencing equipment for improved coordination with partner agencies during activations.

### Summary of Major Storm Events Post-Line Fire

There have been two significant rain events following containment of the Line Fire and a summary of those events are provided below.

*Event Date: February 13, 2025*

- *Before*
  - Highland received reports from the NWS which identified rain intensity levels had a high likelihood of challenging the burn scar.
  - Highland issued evacuation warnings to a majority of East Highland on February 12 and upon receiving notice from NWS that the rain intensity levels had increased, an evacuation order was issued early afternoon on February 13.
    - Notifications were sent and Highland Police completed knocking door to door to alert residents of the order, starting with the East Highland Village Neighborhood.
    - Highland PD/City Staff deployed necessary traffic control in the evacuation areas.
- *During*
  - Active monitoring of known hotspots performed by City Staff/Highland Fire/PD.
  - San Bernardino County Flood Control District was in constant communication with Highland PW during the event.
  - Rain intensity was steady throughout the afternoon and intensity increased around 19:00hrs. The following areas were challenged with debris/mudflows in a matter of minutes following a short intense wave that triggered a flash flood.
    - Elder Channel (County Flood Control Channel)
      - Channel overtopped and debris/mud flooded the East Highland Village.
      - First Responders commenced rescue operations.
      - City streets and several homes on Church St., Merris St., Ypsilantha St., and Tyler St. were impacted.
    - San Benito Street Bridge at Oak Creek and Greenspot Bridge at Plunge Creek.
      - Water levels quickly rose with a high risk of overtopping. Staff deployed traffic control to close both bridges for safety purposes.
    - East Highlands Ranch HOA Clubhouse
      - Park and pool.
  - Evacuation Orders lifted at 6:00am on February 14.
- *After Event*
  - East Highland Village
    - City staff coordinated with County Flood to begin mud cleanup at the East Highland Village Neighborhood on February 14.
      - County and City worked through the weekend and the cleanup of roads was completed on February 17.
    - County/City provided assistance to private property owners by allowing residents to place mud in front of their homes within the public right-of-way.
      - Crews followed up by removing and disposing of mud debris
    - City staff engaged with a volunteer group, Team Rubicon, on February 14 to connect them with private property owners needing mud-out assistance (access to front door and driveway).
      - Site inspection with Team Rubicon indicated mud-out was completed by each property concurrently with the street cleaning operations.

- City coordinated with Burrtec to provide the East Highland Village Neighborhood with additional waste pickup, including collecting additional bagged waste, and bulky item pickups in front of their homes.
  - City staff visited every home to provide residents with resource information.
  - County has been sweeping streets regularly to minimize dust caused by the flood mud.
- City met with East Highland Ranch HOA and provided input based on event to coordinate/prepare for future events
- County/City inspected and cleaned all storm infrastructure including large basins.
- City reviewed debrief internally and with County staff to discuss/adjust preparedness plans for future events.
  - Additional K-rail was placed by County Flood Control.
  - Improved plans to reduce roadway closure response times.

*Event Date: March 12-14, 2025*

- *Before*
  - County/City inspected and cleaned all storm infrastructure including large basins.
  - Highland received reports from the NWS which identified rain intensity levels had a high likelihood of challenging the burn scar.
  - Highland issued evacuation warnings to a majority of East Highland on March 12.
    - Highland Police completed targeted door to door knocking in the East Highland Village Neighborhood and the Highland Estates Neighborhood to encourage residents to evacuate.
  - Engaged with volunteer group, Team Rubicon, to ensure they are on-stand-by for private assistance
  - City staff delivered sandbags to residents in the East Highland Village Neighborhood.
- *During*
  - Active, 24/7 monitoring of known hotspots performed by City Staff/Highland Fire/PD.
  - San Bernardino County Flood Control District was in constant communication with Highland PW during the event.
  - Rain intensity increased in the morning of March 13 at 4:00am.
  - The event challenged the lower Elder Creek Basin which is City and County maintained.
    - The basin filled and staff monitored activity closely to determine if road closures would be needed.
    - PW staff covered the catch basin connected to the basin to reduce the amount of stormwater entering the basin, reducing the likelihood of overtopping.
    - The basin remained full throughout the day, however, enough pressure from the rain/mud built up and debris was able to naturally release into the system the morning of March 14.
    - Debris was observed in the Elder Channel, with some minor overtopping.

- Most debris/mud was contained within the added K-rail, however, some minor cleanup was necessary on City streets.
- *After Event*
  - City staff coordinated with County Flood to begin mud cleanup of Elder Basin on March 14 with completion of the work on March 15.
    - A contractor was hired and costs were split between both agencies for the shared basin.
  - City PW staff completed minor cleanup of East Highland Village streets on March 14.
  - Inspection and cleaning of all stormwater infrastructure was completed.

While the City has taken a proactive approach to ensure we're as prepared possible, it must be acknowledged that one can never completely predict how each occurrence will evolve. This uncertainty was built into the City's preparedness efforts with adjustments following each event. The City is committed to protecting its residents and will continue to provide additional updates to the Public Works Subcommittee as needed throughout the storm season.

Attachments:  
Photos

East Highland Village







East Highland Ranch HOA Clubhouse



